

# ATTACHMENTS

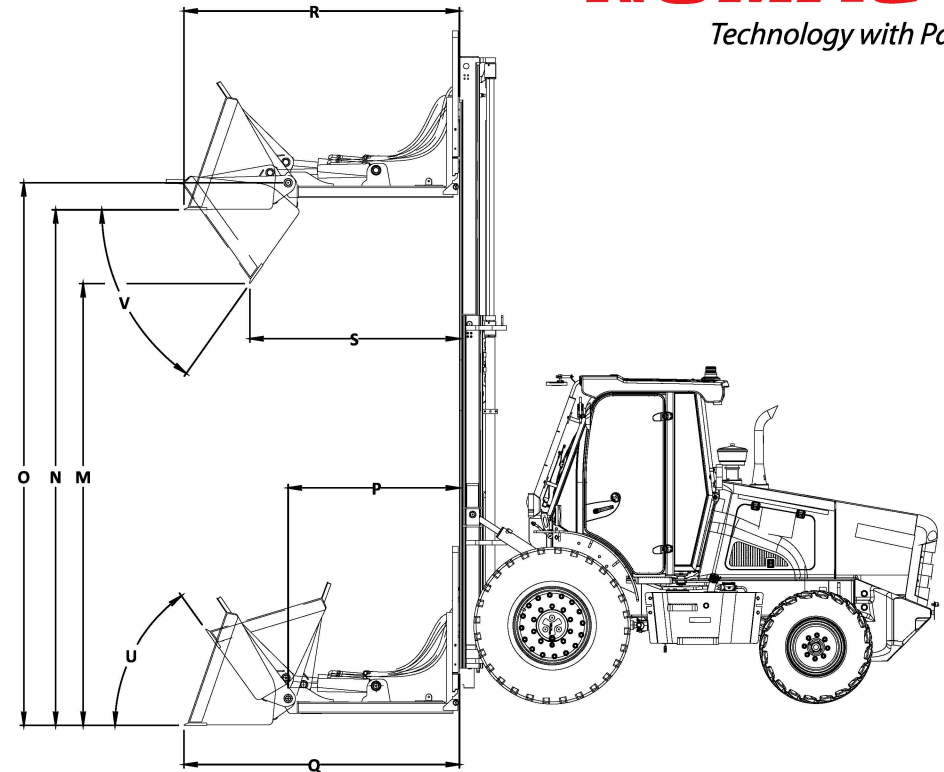


**ONE MACHINE**  
**MULTIPLE**  
**ATTACHMENTS**





# LOADER BUCKET

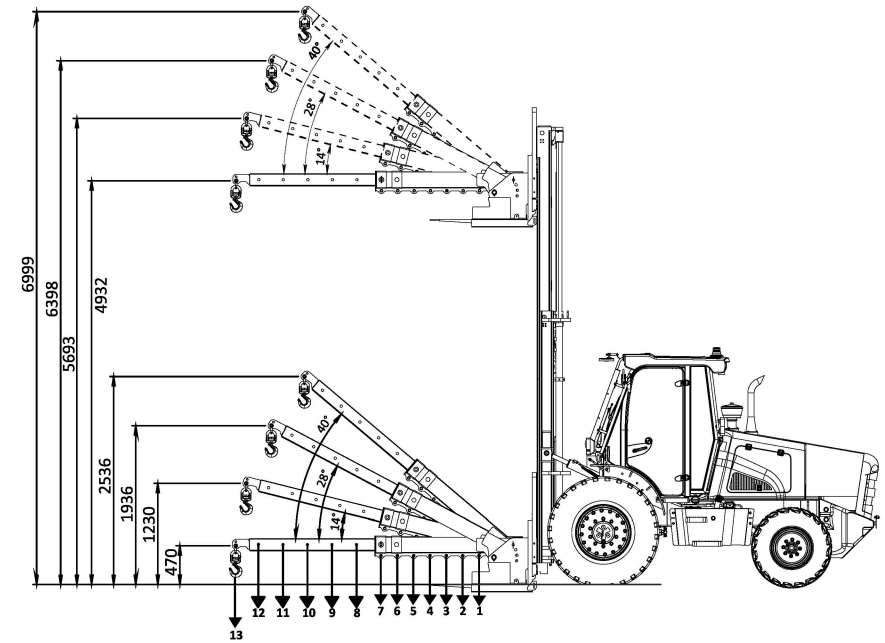


## PERFORMANCE DIMENSIONS

	Shovel Capacity	m3	1.1
	Shovel Width	mm	2230
V	Dump Angel	degrees	54°
U	Rollback at ground level	degrees	54°
N	Load over height	mm	4498
M	Dump Height	mm	3856
O	Pin Height	mm	4734
Q	Max. reach at ground	mm	2405
R	Max. reach at full height	mm	2405
S	Reach at full height-Bucket dumped	mm	1830
P	Pin forward reach	mm	1496
	Pay load	kg	1900



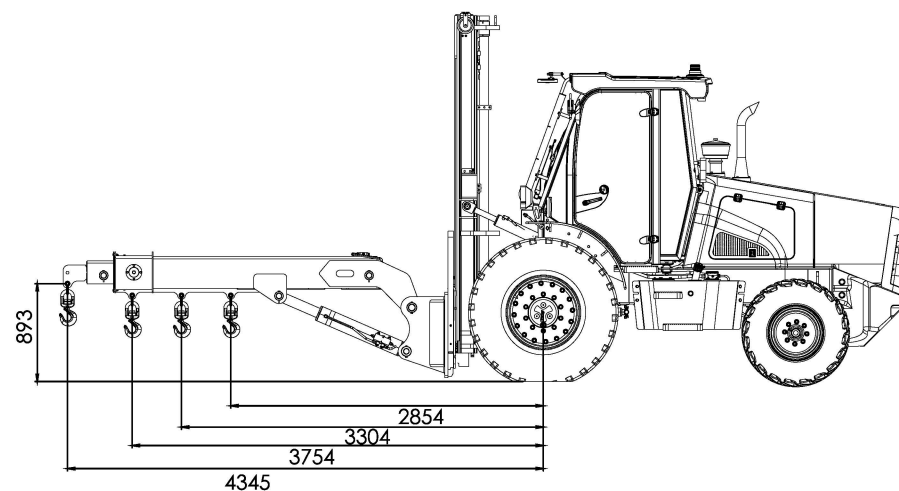
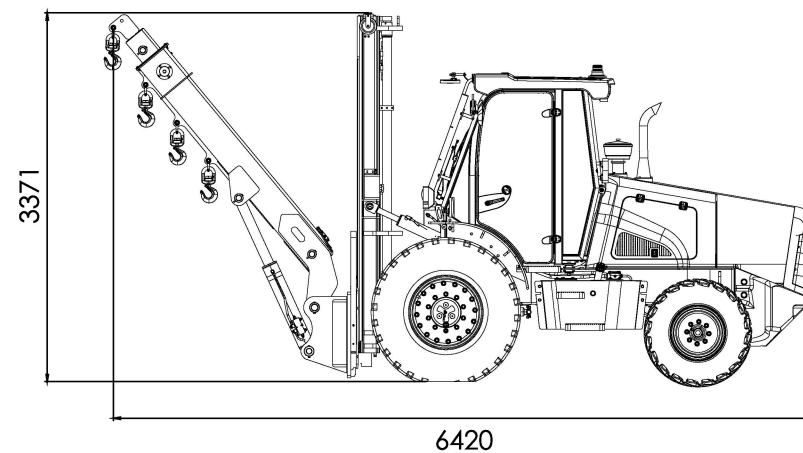
# MECHANICAL JIB CRANE



**PERFORMANCE DIMENSIONS**

Hook Position	Extension (mm)	Safe Working Load (Kg)
1	600	4500
2	800	3700
3	1000	3000
4	1200	2500
5	1400	2100
6	1600	1800
7	1800	1500
8	2075	1200
9	2375	1000
10	2675	750
11	2975	600
12	3275	550
13	3575	500

# HYDRAULIC JIB CRANE



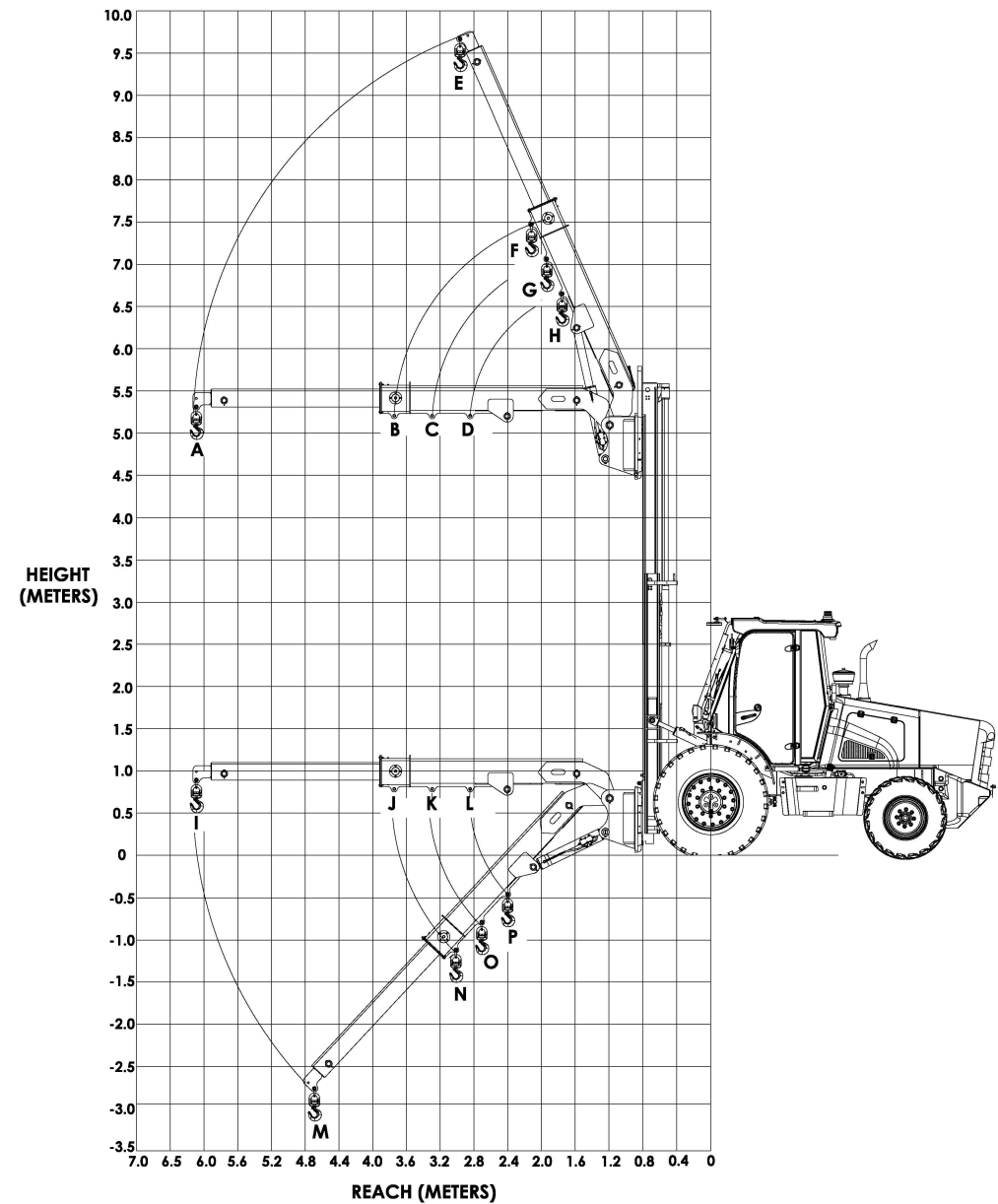
All dimensions are in mm

# HYDRAULIC JIB CRANE

PERFORMANCE DIMENSIONS		
Load Capacity	Ton	Safe Working Load
A	Ton	1.0
B	Ton	1.5
C	Ton	1.7
D	Ton	1.9
E	Ton	1.8
F	Ton	2.5
G	Ton	2.7
H	Ton	3.0
I	Ton	1.0
J	Ton	1.5
K	Ton	1.7
L	Ton	1.9
M	Ton	1.2
N	Ton	1.8
O	Ton	2.0
P	Ton	2.3

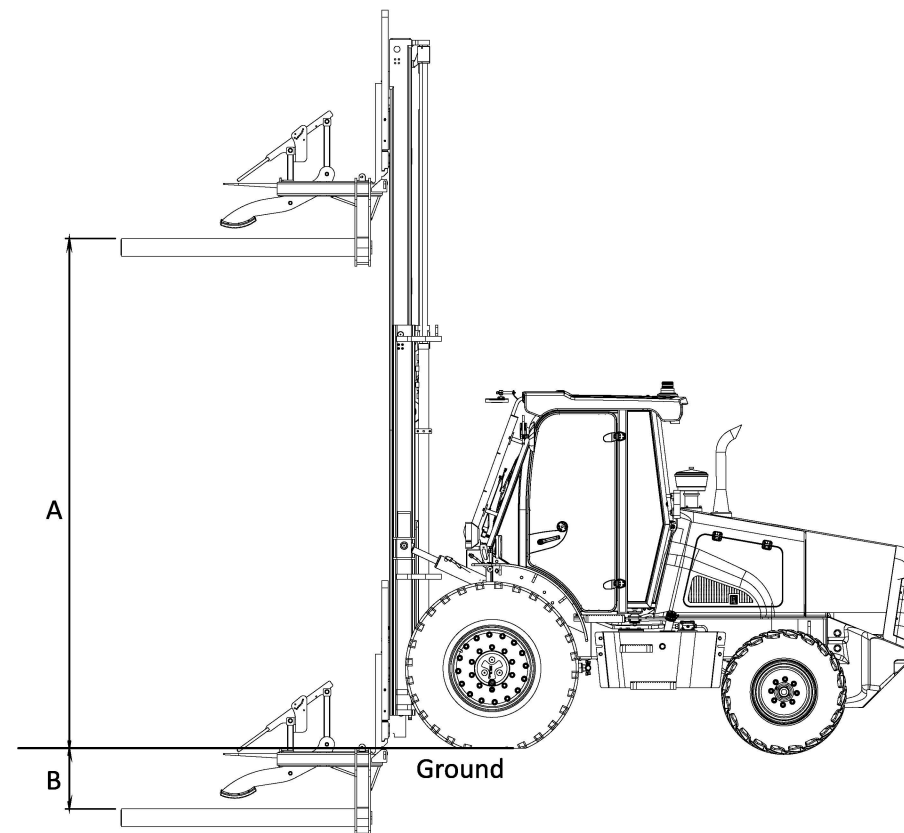
- 2 Stages telescopic boom.
- Boom vertical up reach 32 feet.
- Boom horizontal reach 20 feet.
- Boom vertical down reach 9.2 feet.
- Max. lift capacity 3T.

LOAD CHART





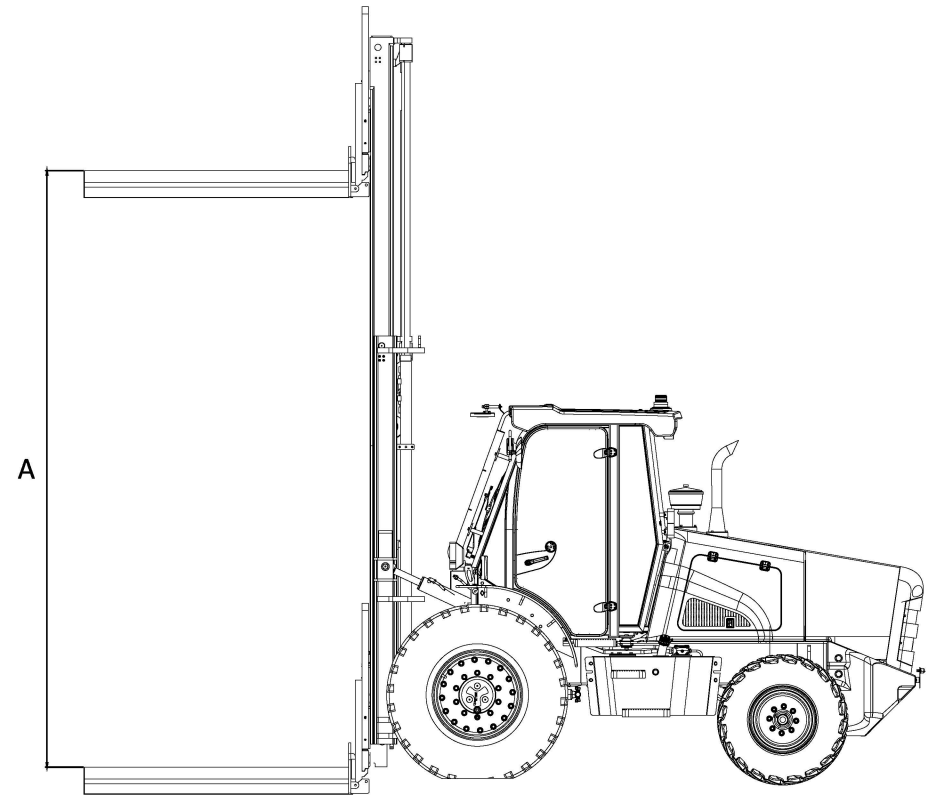
# UNIVERSAL PIPE HANDLER



## PERFORMANCE DIMENSIONS

	Capacity	Ton	2
	RCC/Steel Pipe Diameter	mm	150 to 600
A	Lifting Height	mm	4070
B	Lifting Height Below Ground	mm	-430

# FLAT BED PIPE HANDLER

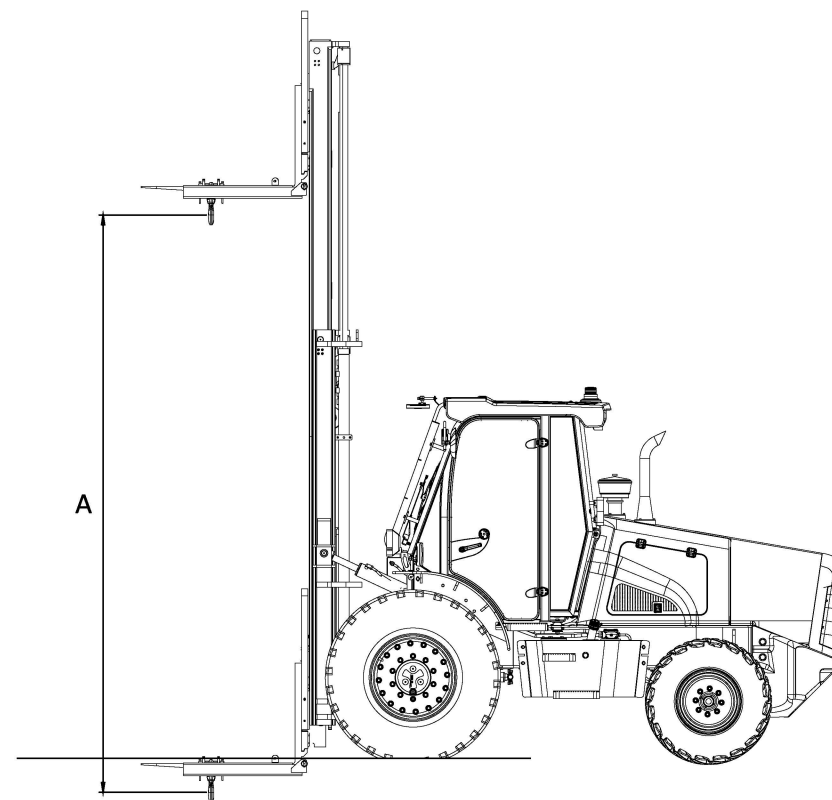


PERFORMANCE DIMENSIONS			
	Capacity	Ton	3.5
	RCC Pipe Diameter	mm	700 (Minimum)
	RCC Pipe Length	feet	8.6 (Maximum)
A	Lifting Height	mm	4500



# CRANE HOOK

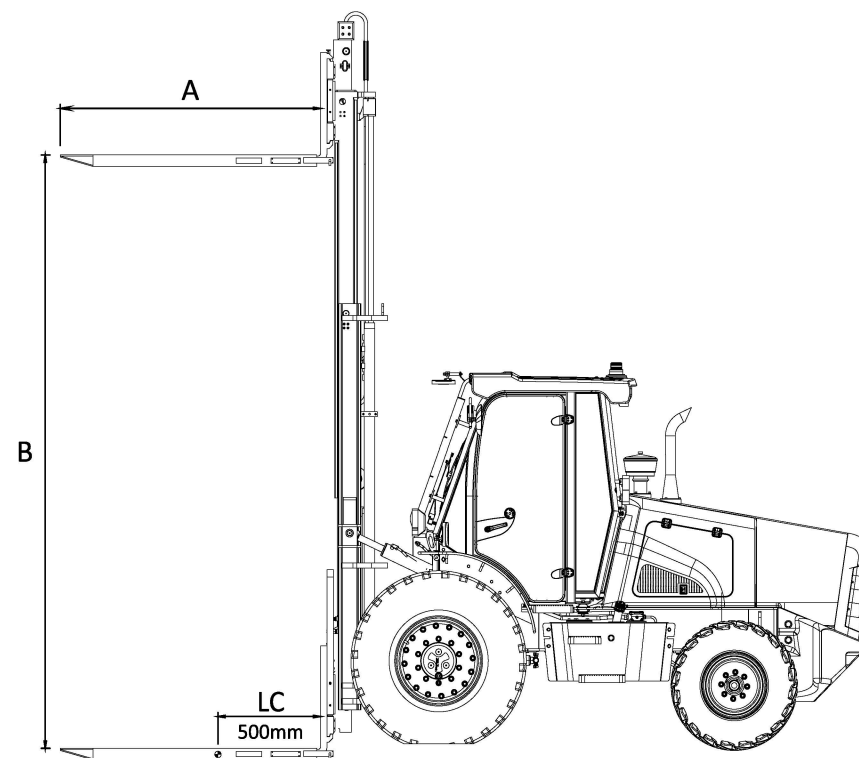
**KOMAC**  
*Technology with Passion*



PERFORMANCE DIMENSIONS			
	Load Capacity	Kg	4500
A	Lifting Height	mm	4500



# FORK EXTENSION



## PERFORMANCE DIMENSIONS

	Capacity	Ton	4 at LC
A	Fork Length	mm	2030
B	Lifting Height	mm	4500

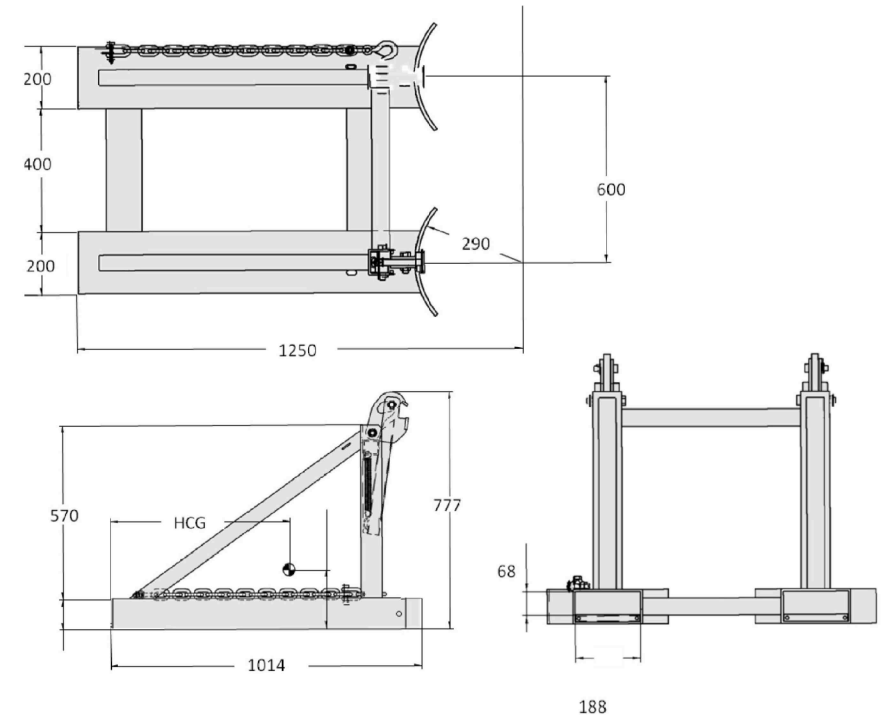
# BLOCK HANDLER



PERFORMANCE DIMENSIONS		
Load Capacity	Kg	2700
Arms Opening Width	mm	1860
Arms Closing Width	mm	530
Arm Length	mm	1000
Arm Height	mm	210



# TWIN DRUM HANDLER



## PERFORMANCE DIMENSIONS

Safe Working Load	Kg	600
-------------------	----	-----





*Technology with Passion*

**Korea Machine Co., Ltd**

#703, 33 Gukhoe-daero, 76 gil Yeongdeungpo-gu, Seoul, 07241, Republic of Korea

Global Sales : +82 2 783 0880 | [sales3@komac.co.kr](mailto:sales3@komac.co.kr)

[www.komac.co.kr](http://www.komac.co.kr)